

Tree Planning

There are many things to consider when selecting trees and landscaping for your home.

Good tree placement and landscaping can enhance your property's value, and prevent costly maintenance or damage to your home.

Large trees should be planted at least 35 feet away from your house for proper root development and to minimize tree damage to the house. When planting a tree, consider your view, your neighbor's view, and the location of your flower or vegetable gardens, and environmental conditions such as drainage, soil type, sunlight penetration, etc. The tree's height at maturity should also be compatible with utility lines.

Windbreaks should be evergreens planted on the west or north side of the house, approximately 100 to 150 feet and no more than 300 feet from the house.

Deciduous (leaf dropping) trees should be planted on the south and/or west side of the house to cool in the summer and allow sun to enter the house in the winter.

There are hundreds of species and cultivars of trees that can be grown in Ohio. Here are just a few suggestions from the Ohio State University Extension service:


Zone 1 <small>small trees</small>	Mountain Ash Amur Maple Tataian Maple Winter King Hawthorn Washington Hawthorn Flowering Crabapple Japanese Maple
Zone 2 <small>medium trees</small>	Red Maple Sycamore Maple River Birch Flowering Ash Ruby Red Horsechestnut Hardy Rubber Tree American Hop-hornbeam Amur Corktree
Zone 3 <small>large trees</small>	Sugar Maple Ginkgo Kentucky Coffeetree American Sweetgum Tuliptree Pin Oak Norway Maple

An arborist, nurseryman, or the OSU Extension service can provide you with more information on selecting trees and landscaping for your home.

If you have questions concerning planting trees near electric lines, call Holmes-Wayne Electric Cooperative. Also, if you are concerned about digging into underground utility lines call the Ohio Utilities Protection Service (OUPS) at 1-800-362-2764.



**before
you
plant
that
tree!**




LOOK UP




HOLMES-WAYNE ELECTRIC COOPERATIVE, INC.

6060 SR 83 • Millersburg, OH 44654-0112
330-674-1055 • 866-674-1055

Your Touchstone Energy® Cooperative 



HOLMES-WAYNE ELECTRIC COOPERATIVE, INC.

Your Touchstone Energy® Cooperative 

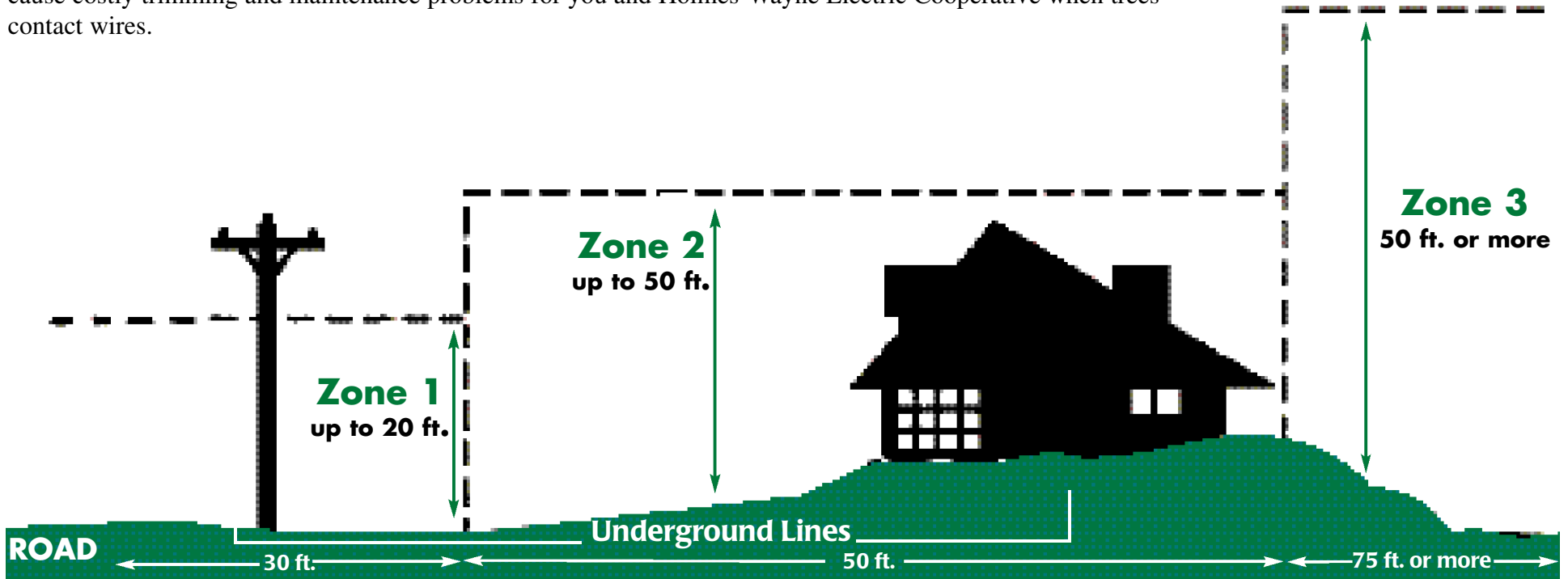
Plan for the future when planting a tree

Trees are the major cause of power interruptions, both prolonged and momentary, for Holmes-Wayne Electric Cooperative consumers.

We spend hundreds of thousands of dollars cutting and trimming trees that threaten your electric service.

Carefully selected and placed, a tree can provide your family with many years of enjoyment. It can even help you conserve energy by providing shade in the summer and protection in the winter.

Look up first before you plant a tree. At its mature height, a tree planted under or too close to a power line may cause costly trimming and maintenance problems for you and Holmes-Wayne Electric Cooperative when trees contact wires.



Zone 1 small trees

Zone Trees that grow up to 25 feet in height

Zone 1 includes the first thirty feet from the electric pole line. Small trees that grow no more than 20 feet in height are recommended for this zone.

Zone 2 medium trees

Zone Trees that grow up to 50 feet in height

Zone 2 includes the area 30 to 75 feet away from the electric pole line. Medium trees that grow no more than 50 feet in height may be planted in this zone.

Zone 3 large trees

Trees that grow more than 50 feet in height

Zone 3 includes the area 75 feet or more away from the electric pole-line. Large trees that grow more than 50 feet in height may be planted in this zone.